



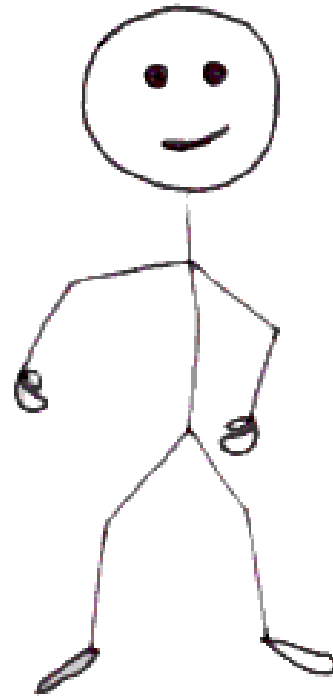
Because learning changes everything.®

The Power of Positivity... Through a Pandemic

LaShana A. Stokes, M.Ed
Author/Content Architect
Connect Master 2.0 Student
Success

Thank You Dance!!!

This is
my
thank you
dance!



INTRODUCTION

1. *Dean of Enrollment*
2. *Dean of Student and Academic Success*
3. *Department Chair* – Social Sciences
4. *First Year Seminar Assistant Professor– Student Success Developmental Courses*
5. *Doctoral Student* – Ed.D. in Higher Education Leadership
6. *Content Architect, McGraw Hill Education* - Connect Master Student Success – Developed the first of its kind in the nation - 100% digital product specifically for first year seminar courses.

Over 20 years of experience in the community college classroom and administrative roles on both the academic and student affairs aisle.

Agenda

- How The Pandemic Has Changed Education and Our World
- The Power of Positivity During the Pandemic
- How to Transfer Positivity and Community to Your Students






Class of
2020
Paw Print

















The Script Has Been Rewritten

- Over 70% of the world's students are no longer receiving their typical education.
- Nearly 1.3 billion students school experience was suddenly interrupted – with distance learning being the only alternative.
- Teachers switched from a traditional classroom to virtual almost instantly.
- Parents became homeroom teachers and may be juggling a job remotely.

The Script Has Been Rewritten

- Social distancing, protective gear and temperature checks are the new normal.
- Many are struggling as result of job loss.
- Food needs are not being met.
- Drive through food banks have lines miles and miles to fill the needs.

The Script Has Been Rewritten

With this new script, what lens will you look through?



The Power of Positivity

Limit your intake of news, radio, websites.



The Power of Positivity

Look to your past – get hope from your past resilience.



The Power of Positivity

Find humor on a daily basis.

Zoom meeting,
audio only



Zoom meeting
with video



The Power of Positivity

Send gifts in the mail



The Power of Positivity

Practice Random Acts of Kindness



The Power of Positivity

Show Gratitude - Take a Daily Inventory

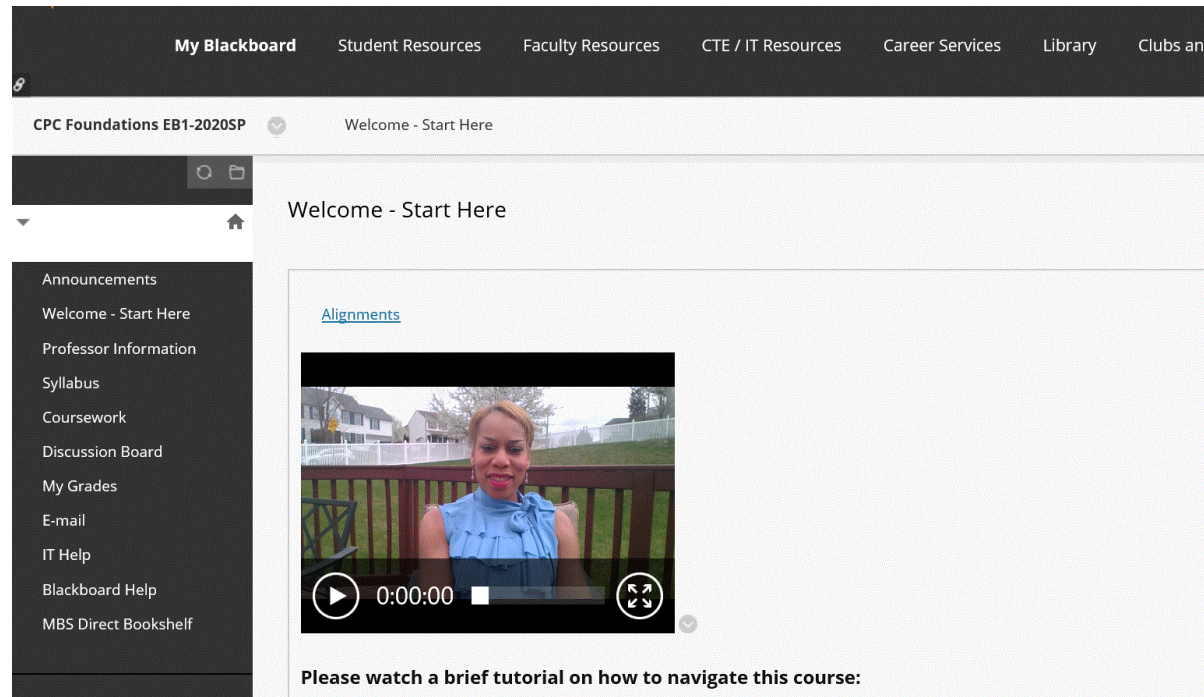


Transfer Positivity to Your Students



Transfer Positivity to Your Students

- Before the first day of class, send a personalized email and video to your students.
 - Use your LMS to also post the video in the course.
 - Take the video outside in your backyard or unique environment, be creative and smile!



The screenshot displays a Blackboard LMS interface. At the top, a navigation bar includes 'My Blackboard', 'Student Resources', 'Faculty Resources', 'CTE / IT Resources', 'Career Services', 'Library', and 'Clubs and'. Below this, the course title 'CPC Foundations EB1-2020SP' and the page title 'Welcome - Start Here' are visible. A left-hand navigation menu lists various course items: 'Announcements', 'Welcome - Start Here', 'Professor Information', 'Syllabus', 'Coursework', 'Discussion Board', 'My Grades', 'E-mail', 'IT Help', 'Blackboard Help', and 'MBS Direct Bookshelf'. The main content area features a video player with a play button, a progress bar at 0:00:00, and a settings icon. The video shows a woman in a blue top sitting on a wooden deck outdoors. Below the video player, the text reads: 'Please watch a brief tutorial on how to navigate this course:'.

Transfer Positivity to Your Students

- In your welcome email and video, invite students to meet you prior to class through your LMS via live video.
- Doing this provides an opportunity for students to decrease any nervousness and get any questions answered.

welcome

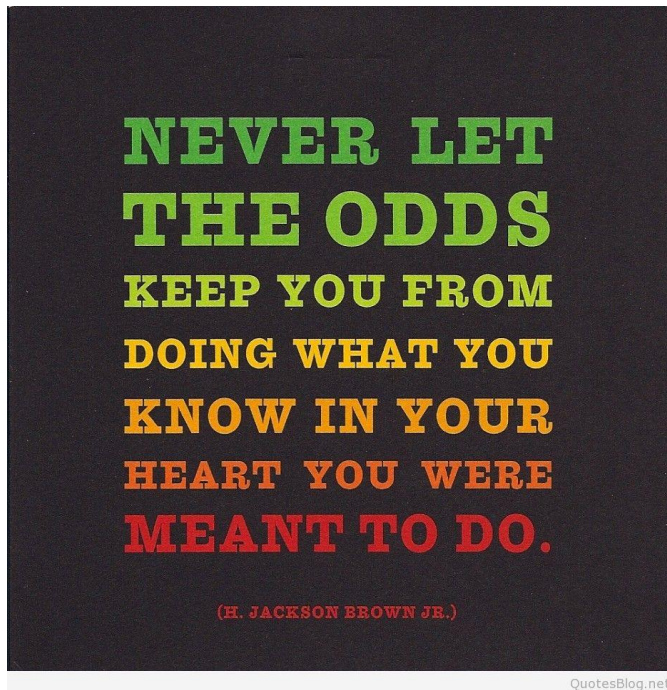
Transfer Positivity to Your Students

- Use humor (or cute puppies) in your posts and announcements!



Transfer Positivity to Your Students

- Use encouraging quotes/pictures to support your students throughout the semester.



Transfer Positivity to Your Students

- Be transparent in your journey through the pandemic with your students.



Transfer Positivity to Your Students

Select one day each week to email “Kudos” to students.

KUDOS
KUDOS



Thank You.

- Your presence here speaks volumes!!
- Hopefully, through this session you have gained tips and tools that can help you and your students.
- My contact information:
- Email: Contenarchitect7@gmail.com
lashanastokes@centralpenn.edu

