



Because learning changes everything.®

Making the Most of Your Course Tools

Connect[®] Course Resources for [Course Code]

About Your Course

Course Name [Insert Course Name]

Course Code [Insert Course Code]

Course Section [Insert Course Section]


Resource [Title, Edition]

Resource Author [Last name, First name]

Course URL [Insert URL]

[[Insert Digital Solution] is xx% of your course grade]

[Insert Quiz and Assignment Details]



Need help logging in?
[Click here](#) to speak with our
Digital Technical Support team

About Your Course

Course Name [Insert Course Name]

Course Code [Insert Course Code]

Course Section [Insert Course Section]

Resource [Title, Edition]

Resource Author [Last name, First name]

Course URL [Insert URL]

[[Insert Digital Solution] is xx% of your course grade]

[Insert Quiz and Assignment Details]



Need help logging in?
[Click here](#) to speak with our
Digital Technical Support team

Why Connect?

Connect is your personalized digital learning platform that makes studying and getting work done easier and more convenient than ever.



Maximize your study time with a personalised learning path.



Save time – access assignments & learning tools in one place.



Achieve better grades & track your progress.



Learn online or offline, anytime, anywhere.



Personalised Learning

Your Connect course includes SmartBook, our powerful adaptive learning technology:

- Understands what you know – and don't know – to maximise study time
- Helps you focus on learning & recharging key concepts
- Quickly creates practice tests to ensure you're prepared



Learn More about [SmartBook for Students](#)



Remote Proctoring

Your Connect course includes remote proctored assignments. Your instructor may require:



Browser-Locking



Video Proctoring



Identity Verification

Writing Assignments

1 **2**
Draft 1 Final Submission ⓘ

Draft 2 Due: 12/13/19 11:59 PM EST **Status:** Draft 2 in progress

Prompt: Emma is the team lead at a data analytics firm. She believes in encouraging her team members to fulfill their job responsibilities by rewarding them when they achieve their goals and punishing them when they don't. Based on her leadership style, her team consistently meets company expectations. [More](#)

Rubric

[Add or View attachments](#) Saved ⓘ

Edit Insert Format Table

Paragra... Times ... 12pt **B** *I* U [Text Alignment] [List] [Table] [Link] [Unlink] [More]

Employers show transformational leadership by encouraging employees to pursue organizational goals over self-interests. In other words, this means to make the company your first priority and after those needs are filled then you work towards your personal desires. Considering this scenario, I do believe that Emma is exhibiting transformational leadership, but she also shows transactional leadership. The first way she exhibits transformational leadership is by encouraging her team member to fulfill their job responsibilities. By encouraging team members to fulfill their jobs it shows that she has a strong desire to run her company well and make sure everyone is doing what needs to be done so they can be as successful as possible. She also exhibits transformational leadership by rewarding people who do their jobs well and punishing those who don't do their job well. This behavior does lean more towards the transactional leadership style because it deals with giving rewards or punishments based on performance, but in the end she does this because she wants to the company to do well so it shows that she puts the companies desire to succeed over her and the employees personal needs.

Words: 191

[Save & Exit](#) [Submit](#)

Tools

- Inline Comment ⓘ
- Overall Feedback** ⓘ
- 11/27/19 01:58 PM
Good job relating the concepts to the scenario. I noted places where the writing is awkward and repetitive. Please review/fix for your final submission and be sure to cite your sources using the proper format.
- [1 Learning Resources](#)
- [Video_68-Avoiding Wordiness_1-9.m...](#) ⓘ
- Grammar and Writing ⓘ

Your Connect course includes writing assignments:

- Improve your written communication skills
- Submit and receive feedback on writing assignments directly within Connect
- Receive audio and text feedback from your instructor

DID YOU KNOW

Oral & written communication skills appear in job ads at least 50% more than other skills.

ReadAnywhere App

The FREE ReadAnywhere App makes it easy to read your Connect eBook on your smartphone or tablet so you can study anywhere, anytime.

- Download & read chapters
- Work online or offline
- Highlight and take notes
- Complete SmartBook assignments
- Listen to your textbook with audio functionality
- Sync assignments & notes

Visit mheducation.com/ReadAnywhere to learn more!



Purchase Options

McGraw Hill offers a variety of purchase options so you can choose the flexible course materials that suit your learning style.



Print + Connect Package

Available at:

Bookstore: [Price]
Instructor Connect URL [Price]

You will receive a Connect access card, plus colour, print bound version of the complete text and access to:

- eBook, homework and adaptive assignments, and study resources
- Personalize your learning, save time completing homework, and maximize your course grade
- Download the free ReadAnywhere App for offline access to eBook and resources

Connect Online Access

Available at:

Bookstore: [Price]
Instructor Connect URL [Price]

Receive instant access to:

- eBook, homework and adaptive assignments, and study resources
- Personalize your learning, save time completing homework, and maximize your course grade
- Download the free ReadAnywhere App for offline access to eBook and resources

Pre-paid Connect Access

[Price]

How To Register

After you have purchased Connect or Connect + Print Text from your bookstore, go to your Connect Course URL and follow the steps below:

STEP 1

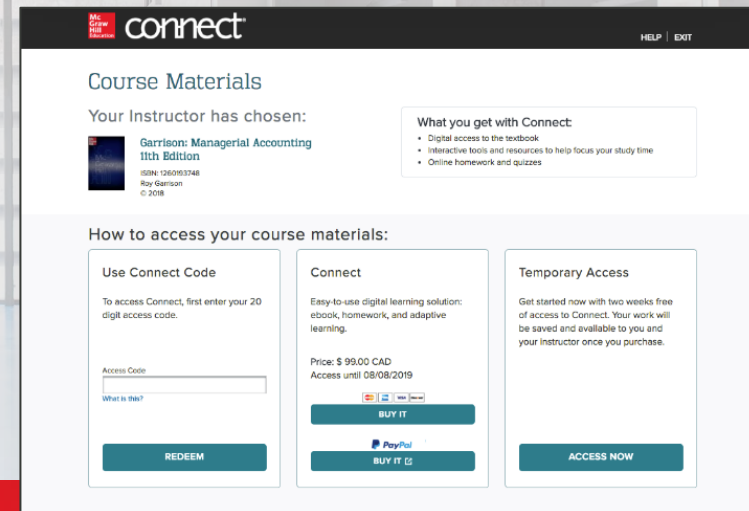
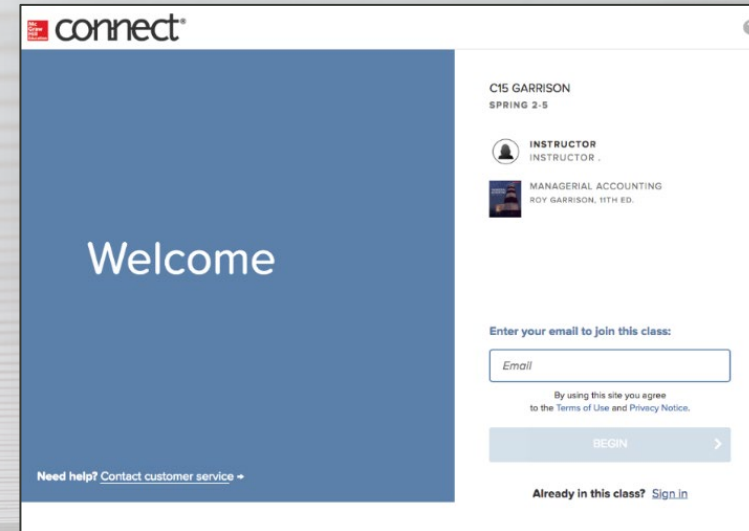
Enter your institution email and sign in or register for a new account.

STEP 2

Enter your 20-digit Connect access code you have pre-purchased from the bookstore

STEP 3

If you have not already purchased a Connect access code, you can choose [Buy It] for immediate full access, or get a 14-day FREE TRIAL for limited time access



How To Register

Follow the steps below to register for Connect when purchasing a shelf card from your bookstore.

STEP 1

Purchase shelf card at the Bookstore with a 12-digit Redemption Code

STEP 2

Submit the Redemption Code using the instructions on your receipt to receive your 20-digit Connect access code via email

STEP 3

Follow the emailed instructions to complete your Connect registration using your new 20-digit Connect access code



How To Register

Follow the steps below to register for Connect with bundle purchase from a bookstore or website:

STEP 1

Find your Shrink-wrap Connect Access code inside your print book.

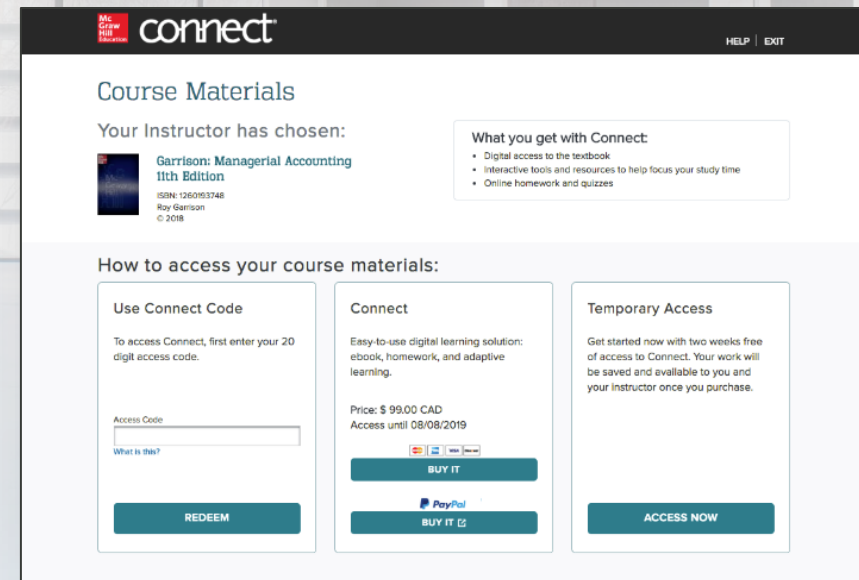
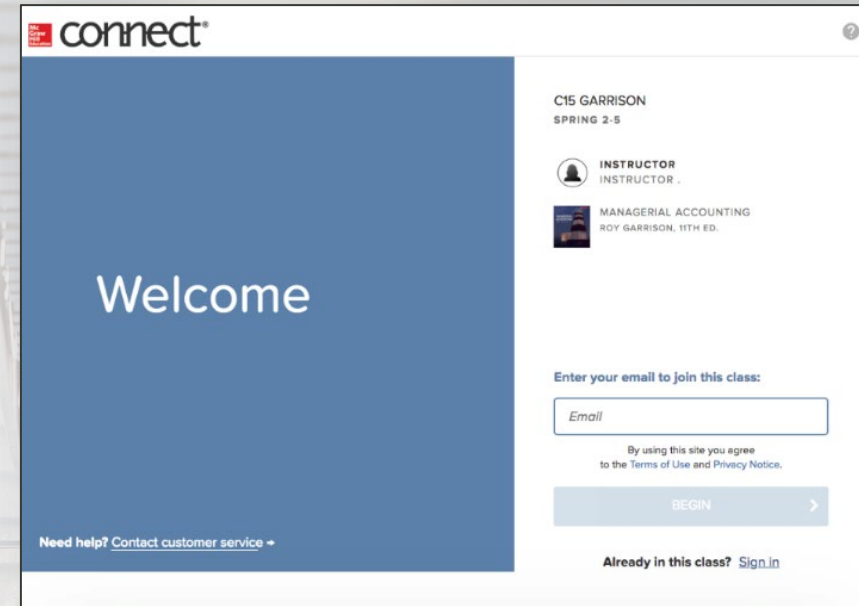
STEP 2

Use the code located on the Connect access card to register at your instructor's course URL:

<http://course.connect.com/courseURL>

STEP 3

Follow the instructions to complete your Connect registration using your new **20-digit Connect access code**

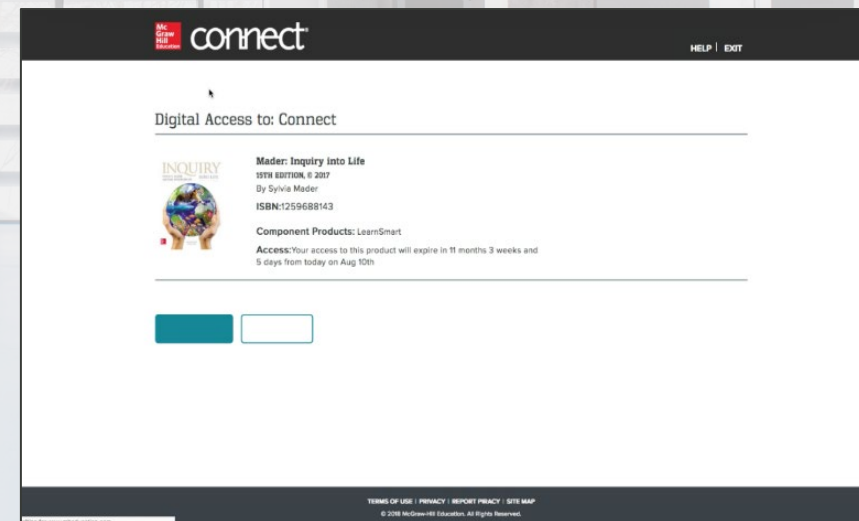
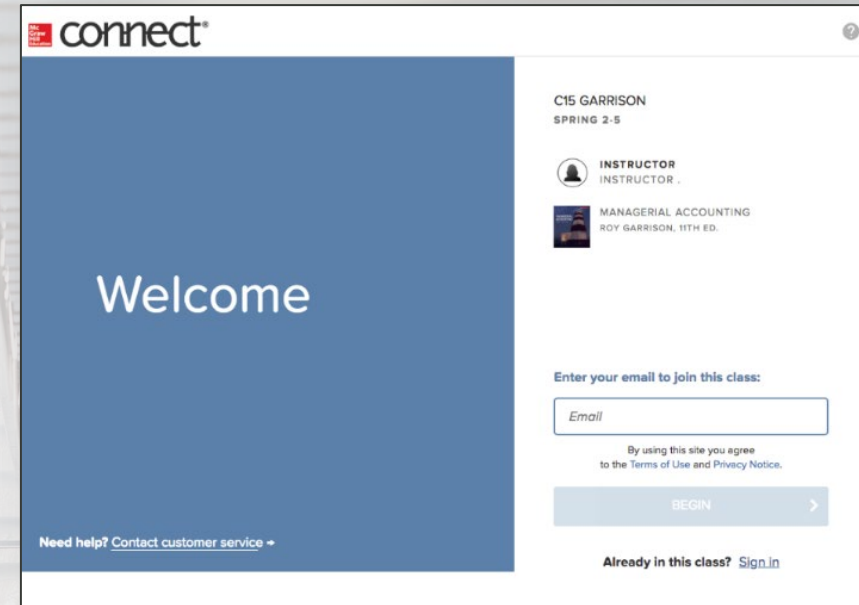


How To Register

Follow the steps below to register for Connect with Pre-paid access:

STEP 1

Visit your instructor's Connect Course URL & sign in or register for a new account.



Best Practices

Connect Best Practices

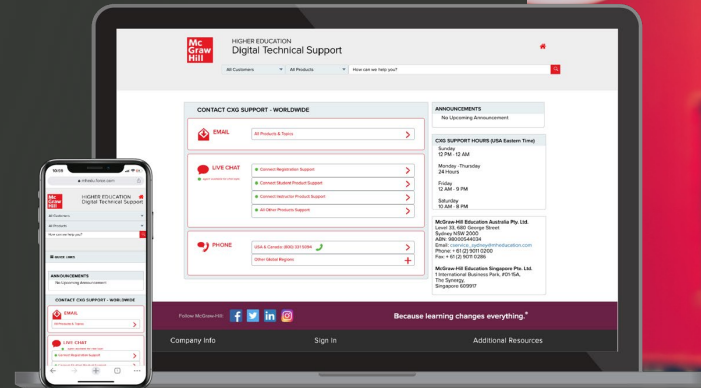
1. Use Google Chrome as your internet browser
2. Clear your browser cache prior to the start of an assignment, simulation, quiz or exam.
3. Complete a [Computer Compatibility Check](#).
4. Complete the assignment, simulation, quiz or exam on your laptop or desktop rather than a mobile device.

Reminders

- Connect should be loaded on ONE session of your browser and only ONE tab within your browser.
- Use an ethernet cable to directly connect your device to your internet modem for faster speeds.
- Limit the number of applications running and devices connected to your wireless internet while completing your assignment.



Accessibility & Support



Accessibility

If you have any questions or concerns about interacting with our products, please contact your institution's Accessibility Office.



Support

We're here to help. If you need technical help with Connect, get in touch with our experts:

- Web & Live Chat:
<https://mhedu.force.com/CXG/s/ContactUs>
- Visit our portal:
<https://www.mheducation.co.uk/higher-education/students>

Support Hours (ET)

Sunday

12 PM – 12 AM

Monday - Thursday

24 Hours

Friday

12 AM – 9 PM

Saturday

10 AM – 8 PM