



Because learning changes everything.®

Access Your Required Course Materials

Registering for Connect® through Blackboard for [Insert Section]

How To Register

1. Log in to **Blackboard** and navigate to your course.
2. Select **Tools** from the navigation bar.
3. Select the **McGraw Hill** link.
4. Click **Go to My Connect Section**.
5. If your account is already linked to Blackboard, continue to step 6. Otherwise, enter your student email and click “BEGIN”.
 - a. If you already have a Connect account, enter your password.
 - b. If you do not have a Connect account, complete the form, and click “CONTINUE”.
6. Enter your 20-Digit Connect Access Code, Buy your Access code Online, or start a two week temporary access.
7. Confirm your access to the course material
8. Congratulations! You have now registered your Connect access. You can click “GO TO CONNECT” to access the resources directly, or return to Blackboard and access any of the Connect assignment links.

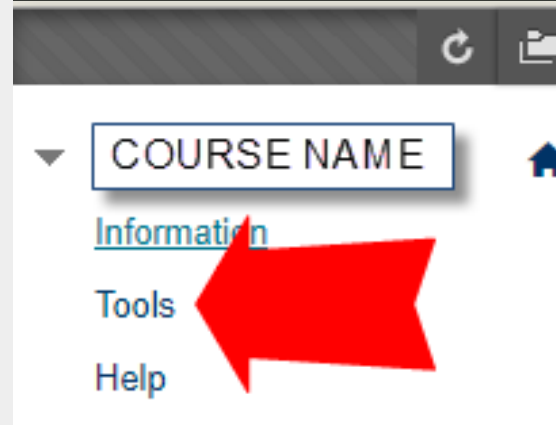


How To Register

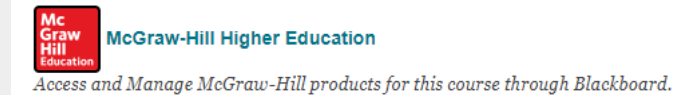
1. Log in to Blackboard and navigate to your course.

ACTION ITEM
[This image varies by
institution insert as required]

2. Select Tools from the navigation bar.

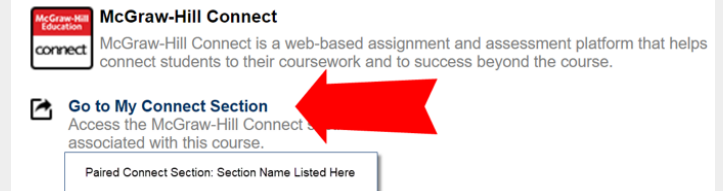


3. Select the McGraw Hill Higher Education link.




4. Click Go to My Connect Section.

McGraw-Hill Higher Education



How To Register

5. If your account is already linked to Blackboard, continue to step 6. Otherwise, enter your student email and click “BEGIN”.



Welcome

Enter your email to join this class:

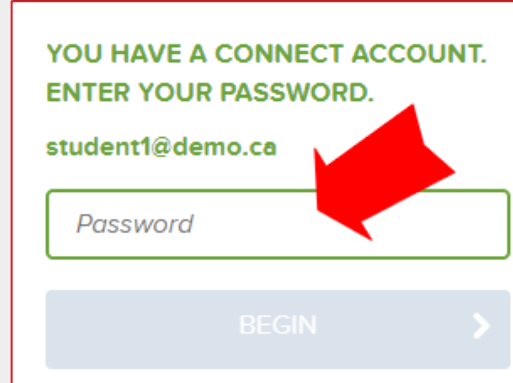
Email

By using this site you agree to the [Terms of Use and Privacy Notice](#).

BEGIN >

A red arrow points to the 'Email' input field.

5a. If you already have a Connect account, enter your password.



YOU HAVE A CONNECT ACCOUNT.
ENTER YOUR PASSWORD.

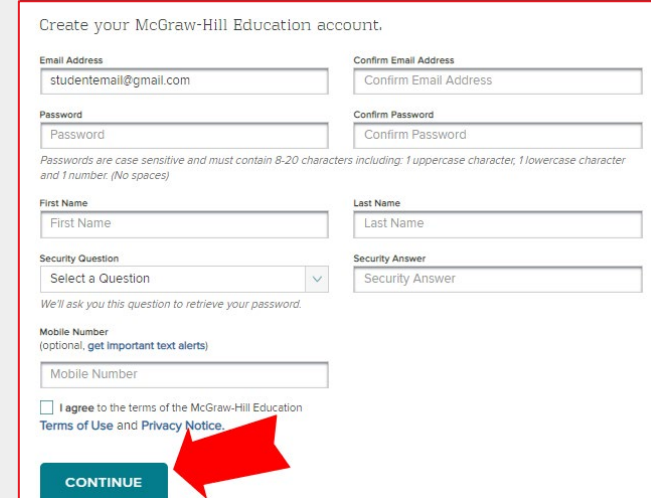
student1@demo.ca

Password

BEGIN >

A red arrow points to the 'Password' input field.

5b. If you do not have a Connect account, complete the form, and click “CONTINUE”.



Create your McGraw-Hill Education account.

Email Address Confirm Email Address

Password Confirm Password

Passwords are case sensitive and must contain 8-20 characters including: 1 uppercase character, 1 lowercase character and 1 number. (No spaces)

First Name Last Name

Security Question Security Answer

We'll ask you this question to retrieve your password.

Mobile Number (optional, [get important text alerts](#))

I agree to the terms of the McGraw-Hill Education [Terms of Use and Privacy Notice](#).

CONTINUE

A red arrow points to the 'CONTINUE' button.

How To Register

6. Enter your 20-Digit Connect access code, Buy your access code Online, or start a two week temporary access.

How to access your course materials:

Use Connect Code

To access Connect, first enter your 20 digit access code.

Access Code

What is this?

REDEEM

Connect

Easy-to-use digital learning solution: ebook, homework, and adaptive learning.



BUY IT

Temporary Access

Get started now with two weeks free of access to Connect. Your work will be saved and available to you and your instructor once you purchase.

ACCESS NOW

7. Confirm your access to the course material

Digital Access to: Connect



Kerin: Marketing: The Core
5TH EDITION, © 2018
By Roger Kerin
ISBN:1259269272

Component Products: LearnSmart

Access your temporary access will expire 2 weeks from today on Sep 13, 2018

You are activating 2 weeks of temporary access.

CONFIRM

BACK

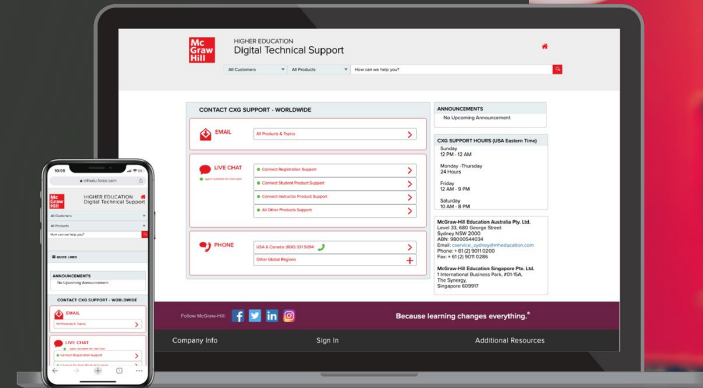
8. Congratulations! You have registered your Connect access.

Success

REMINDER: ACCESS TO THIS PRODUCT EXPIRES: 09/13/18

GO TO CONNECT >

Accessibility & Support



Accessibility

If you have any questions or concerns about interacting with our products, please contact your institution's Accessibility Office.



Support

We're here to help. If you need technical help with Connect, get in touch with our experts:

- Web: <https://mhedu.force.com/CXG/s/ContactUs>

Support Hours (ET)

Sunday

12 PM – 12 AM

Monday - Thursday

24 Hours

Friday

12 AM – 9 PM

Saturday

10 AM – 8 PM