



Because learning changes everything.®

# Access Your Required Course Materials

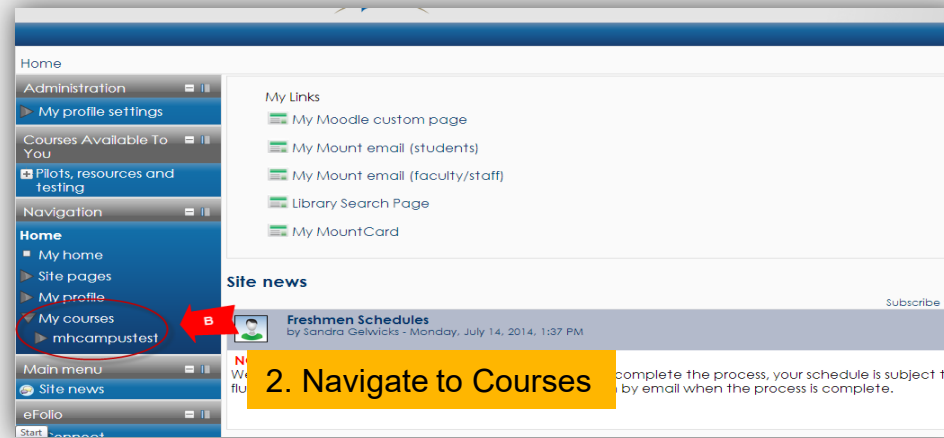
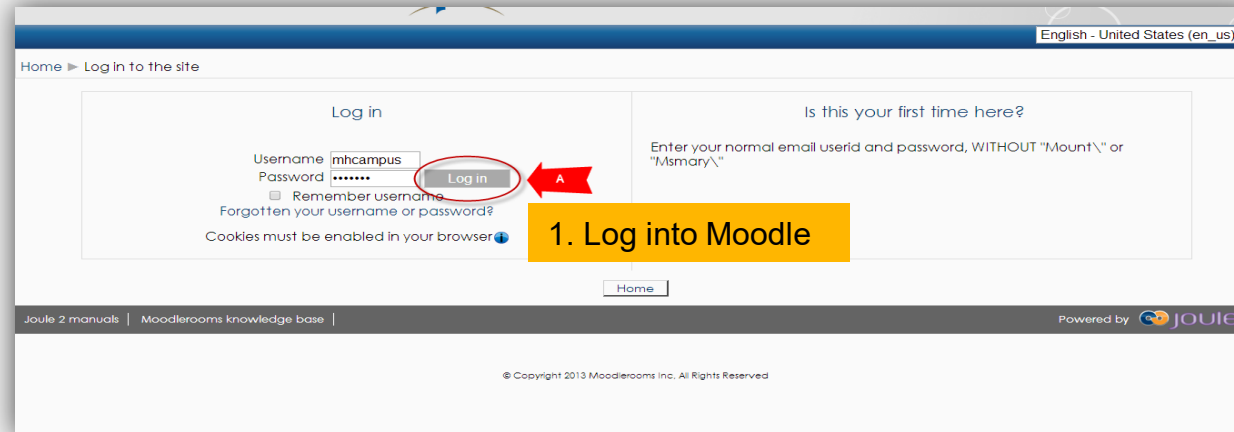
Registering for Connect® through Moodle for [Insert Section]

# How To Register

1. Log in to **Moodle** and navigate to your course.
2. Select **Courses** from the navigation bar.
3. Select the **McGraw Hill Connect** link click begin.
4. Enter your student email address and click begin. If you already have a Connect account enter your password otherwise you will have to complete a brief registration.
5. Enter your 20-Digit Connect Access Code, Buy your Access code Online, or start a two week temporary access.
6. Confirm your access to the course material
7. Congratulations! You have now registered your Connect access. You can click “GO TO CONNECT” to access the resources directly, or return to Moodle



# How To Register



# How To Register


The screenshot displays a course management system interface. The breadcrumb navigation at the top reads: Home > My courses > Pilots, resources and testing > mhcampustest. On the left, a 'Quickmail' sidebar contains options like 'Compose New Email', 'Signatures', 'View Drafts', 'View History', and 'Alternate Emails'. Below this, a vertical menu lists various course management tools such as 'Turn editing on', 'Edit settings', 'Users', 'Filters', 'Reports', 'Grades', 'Badges', 'Backup', 'Restore', and 'Import'. The main content area shows a 'News forum' section with a list of modules. Under 'Module 1', there are two items: 'Chapter 1 Lecture' and 'McGraw Hill Connect', which is circled in red. Below 'Module 1' are 'Module 2' (with 'Chapter 2 Lecture'), 'Module 3', 'Module 4', 'Module 5', and 'Module 6'. On the right side, there are several utility panels: 'Search forums' with a search box and 'Go' button; 'Advanced search' with an upward arrow; 'Latest news' with a 'Go' button and a message 'Add a new topic... (No news has been posted yet)'; 'Upcoming events' with a message 'There are no upcoming events' and buttons for 'Go to calendar...' and 'New event...'; and 'Recent activity' showing 'Activity since Saturday, July 26, 2014, 10:55 AM' and a link for 'Full report of recent activity...'. A 'Turn editing on' button is located in the top right corner of the main content area.

3. Select McGraw Hill Connect



# How To Register

4. Enter your student email and click “BEGIN”.



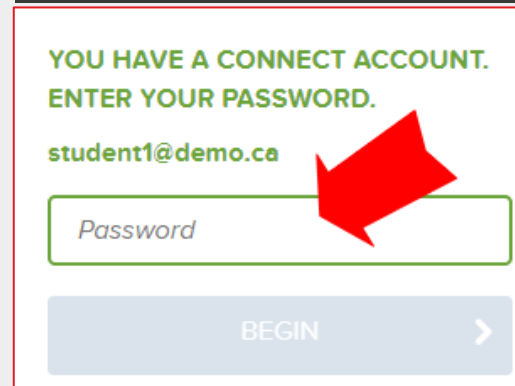
Welcome

Enter your email to join this class:

By using this site you agree to the Terms of Use and Privacy Notice.

A red arrow points to the email input field.

4a. If you already have a Connect account, enter your password.

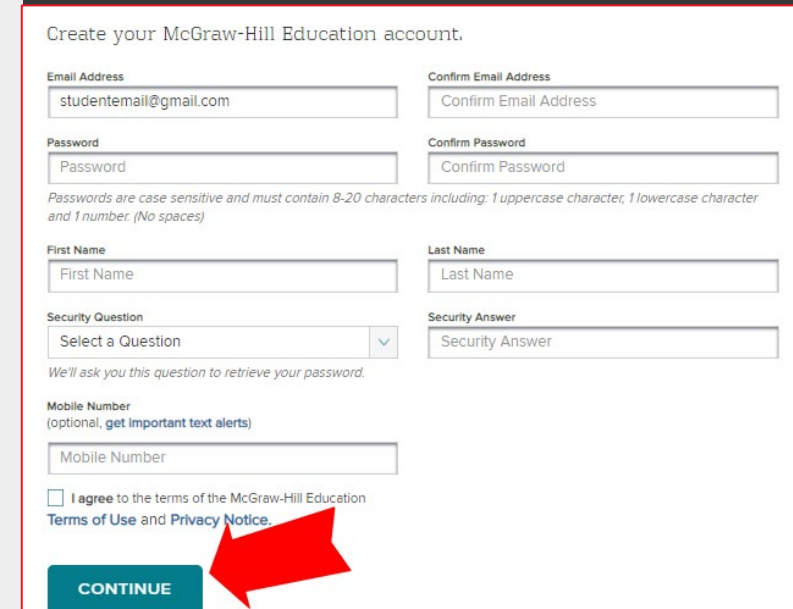


**YOU HAVE A CONNECT ACCOUNT.  
ENTER YOUR PASSWORD.**

**student1@demo.ca**

A red arrow points to the password input field.

4b. If you do not have a Connect account, complete the form, and click “CONTINUE”.



Create your McGraw-Hill Education account.

Email Address  Confirm Email Address

Password  Confirm Password

Passwords are case sensitive and must contain 8-20 characters including: 1 uppercase character, 1 lowercase character and 1 number. (No spaces)

First Name  Last Name

Security Question  Security Answer

We'll ask you this question to retrieve your password.

Mobile Number (optional, [get important text alerts](#))

I agree to the terms of the McGraw-Hill Education [Terms of Use and Privacy Notice](#).

A red arrow points to the CONTINUE button.

# How To Register

5. Enter your 20-Digit Connect access code, Buy your access code Online, or start a two week temporary access.

How to access your course materials:

## Use Connect Code

To access Connect, first enter your 20 digit access code.

Access Code

What is this?

REDEEM

## Connect

Easy-to-use digital learning solution: ebook, homework, and adaptive learning.



BUY IT

## Temporary Access

Get started now with two weeks free of access to Connect. Your work will be saved and available to you and your instructor once you purchase.

ACCESS NOW

6. Confirm your access to the course material

## Digital Access to: Connect



**Kerin: Marketing: The Core**  
5TH EDITION, © 2018  
By Roger Kerin  
ISBN:1259269272

**Component Products:** LearnSmart

**Access:** Your temporary access will expire 2 weeks from today on Sep 12, 2018.

You are activating 2 weeks of temporary access.

CONFIRM

BACK

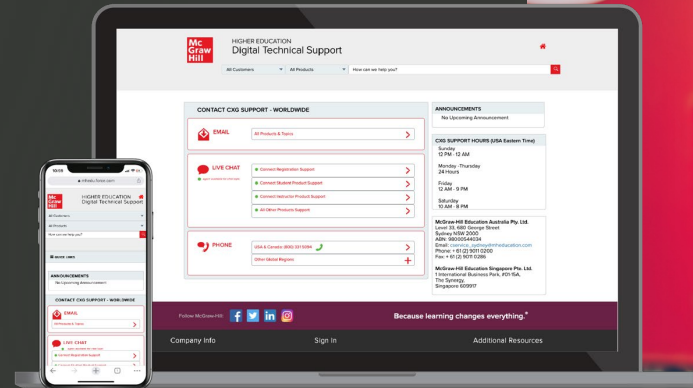
7. Congratulations! You have registered your Connect access.

## Success

REMINDER: ACCESS TO THIS PRODUCT EXPIRES: 09/13/18

GO TO CONNECT >

# Accessibility & Support



## Accessibility

If you have any questions or concerns about interacting with our products, please contact your institution's Accessibility Office.



## Support

We're here to help. If you need technical help with Connect, get in touch with our experts:

- Web: <https://mhedu.force.com/CXG/s/ContactUs>

## Support Hours (ET)

Sunday

12 PM – 12 AM

Monday - Thursday

24 Hours

Friday

12 AM – 9 PM

Saturday

10 AM – 8 PM