



**Going Places** is an engaging six-level series for children learning English for the first time. Going Places takes students on a fascinating journey through familiar and new settings as they follow a group of characters on their adventures to the city, the sea, the rainforest, the African savannah, the North and South Poles, and the desert.

The characters Ben, Sam, Anna, Jess and their dog Binky grow up with the series. When we meet them, they are six years old. When we leave them, they are twelve, on the verge of becoming teenagers.

## Methodology

Through interaction in social contexts and by using universal settings and situations, Going Places provides the vocabulary, structures, and functional language needed to communicate effectively in English.

Going Places follows a well-structured grammar / functional syllabus and incorporates the following principles:

- Students are exposed to the language in a variety of contexts. They are encouraged to use the language before they analyze its grammatical content and structure. Going Places recreates the conditions in which children acquire their first language.
- Students have opportunities to rehearse real-life situations using natural language. The emphasis is on developing listening and speaking skills. Reading is developed in Reading Place and writing in the Workbook.

## Key Features

- Meaningful and engaging context
- Catchy chants help language “stick”
- Real life language practice
- Clear vocabulary set
- Phonics
- Explicit grammar practice
- Reading place

## Reading Place Anthology

The Reading Place anthology is an integral part of the program. The anthology is designed to help students:

- acquire reading skills they need to be successful readers.
- use their background knowledge to understand reading texts.
- develop reading skills within the integrated language context of listening and speaking, and writing.
- expand their knowledge and gain a global understanding of their world.

Each text focuses on a micro skill such as skimming, scanning, summarizing, or retelling. This sets children on the path to successful academic reading.





The texts cover fiction as well as

- non-fiction and include different genres
- original stories
- traditional tales
- articles
- biography, poems, and plays.

## Key Components Summary

- Student Book with Audio

The Student Book consists of nine units, three review units, and cross-curricular sections that conclude with a project.



- Workbook with Audio
- Teacher's Guide

The Teacher's Guide gives complete, easy-to-follow instructions for using the program. It also contains extension activities and suggestions to reduce preparation time.

- relevant cultural background information
- clear objectives
- an overview of the vocabulary and target language
- Teacher support includes PowerPoint presentation tools and lesson plans.
- A complete set of tests (unit, mid-year, and end-of-year)
- Reading Place Anthology with Audio



Sample Pages



**Conversation Place**

**1 Look and talk.**

**2 Conversation**

- 1 Listen and point.
- 2 Listen and repeat.
- 3 Chant.

What are they?  
They're horses.  
I like ducks.  
I don't like pigs!

**4 Role-play.**

**5 Words**

Look, listen, and say.

cat	pig	cow
bird	duck	horse
sheep	chicken	



**Phonics Place**

Look, listen, and repeat.

<b>Jj</b>	<b>Kk</b>	<b>Ll</b>
Jump	kite	lemon
jam	king	leg
juice	key	lion

**Grammar Place**

Listen, point, and sing.

What are they?  
What are they?  
What are they?  
They're chickens!  
They're chickens!  
They're chickens!

What are they? They're chickens.  
What are they? They're sheep.

**They're = They are**

**Reading Place**

Listen and read.

**Binky and Friends 4**

I'm Binky. Hello. What's your name?  
I'm Gloria. I like dogs, Binky.

What are they?  
They're cats.

What is it?  
It's a sheep. I like sheep.

I like cats, Gloria.

They're birds! I don't like birds.

Look! What are they?

**Act it out.**

Go to Reading Place 1 page 26.



**4 Farm Animals**

**Understanding**

**1 Color the correct sentences.**

1. Many animals live on farms.
2. They eat different foods.
3. Cows and chickens are farm animals.
4. Sheep and cows eat corn.
5. Sheep eat grass.

**2 Circle the correct answer.**

1. What are they? They're horses. They're cows.
2. What do they eat? They eat corn. They eat grass.
3. What are they? They're chickens. They're pigs.
4. What do they eat? They eat corn. They eat grass.

**Vocabulary**

**1 Circle the farm words.**

F	A	R	M	I	N	A	N	I	M	A	L	S
K	L	C	O	W	C	S	H	E	E	P	I	X
O	I	O	C	H	I	C	K	E	N	Y	A	B
G	R	A	S	S	K	C	O	R	N	F	R	A

**2 Complete the words.**

1. g \_\_\_\_\_
2. e \_\_\_\_\_
3. c \_\_\_\_\_
4. s \_\_\_\_\_
5. c \_\_\_\_\_

**Strategy: Reading for Information**

**1 Draw lines to make sentences.**

1. Cows eat grass.
2. Chickens eat corn.
3. Sheep eat grass.

**2 Complete the sentences with the words from the box.**

Farmers food corn grass farms

1. Many animals live on \_\_\_\_\_.
2. Farm animals eat different \_\_\_\_\_.
3. Cows and sheep eat \_\_\_\_\_.
4. Chickens eat \_\_\_\_\_.
5. \_\_\_\_\_ give the animals food.


**Talk About It!**

1. What's your favorite farm animal?
2. What does it look like?
3. What does it eat?

# UNIT 3 Going to a Beach House

## Conversation Place

1 Listen and write the letter.



2 Look and circle.

- kitchen  1  2  There is / There are one kitchen.
- bedroom  1  2  There is / There are two bedrooms.
- study  1  2  There is / There are one study.
- bathroom  1  2  There is / There are one bathroom.

3 Look at B. Unscramble, write, and answer.


many / are / How / there / bathrooms / ?

\_\_\_\_\_

\_\_\_\_\_

12 Unit 3

## My Picture Dictionary



4 Words

1 Listen and write the number.



2 Look and complete.

1. \_ i \_ c \_ e \_
2. \_ at \_ \_ o o \_
3. b \_ \_ r \_ \_ m
4. s \_ \_ \_ \_

Unit 3 13

## Phonics Place

1 Listen and complete the words.

Use ea ee



1. b \_ \_



2. \_ \_ t



3. s \_ \_ l



4. m \_ \_ t




5. t \_ \_



6. f \_ \_ l

2 Listen, write, and circle.

- \_\_\_\_\_
- \_\_\_\_\_
- \_\_\_\_\_
- \_\_\_\_\_
- \_\_\_\_\_



14 Unit 3

## Grammar Place

3 Read and write There is or There are.

- \_\_\_\_\_ one dining room.
- \_\_\_\_\_ a kitchen.
- \_\_\_\_\_ three bathrooms.
- \_\_\_\_\_ a living room.
- \_\_\_\_\_ four bedrooms.



**Big Beach House!**

- 4 bedrooms
- living room
- dining room
- kitchen
- 3 bathrooms

## Story Place

4 Look, read, and circle.

1. Where's your schoolbag, Toby?



- It's behind the chair.
- It's on the chair.

3. How many cookies are there?



- There are six.
- There are five.

2.



- There are three pears.
- There are two pears.

4.



- Oh no! We're under the sea. Help!
- Oh no! We're in the sea. Help!

Unit 3 15