



connect[®]

Quick-Start Guide




Getting started with your Connect Course URL



How to Register

1. Go to the Connect course URL provided by your instructor. If you do not have this you may need to contact them.
2. Enter your **University/College email address** and complete the brief online registration form that follows.
3. You have 3 Options to access:
 - Enter your **Connect access code** purchased from the bookstore or mheducation.co.uk and click **Redeem**.
 - Purchase Connect online
 - FREE 14-day Access

Choose your method of access

<p>Use Connect Code To access Connect, first enter your 20 digit access code. What is this?</p> <p>Access code</p> <input type="text"/> <p>Redeem</p>	<p>Connect Full digital experience including ebook. Price: CA\$99.00 Access until Jan 15, 2023</p> <p>Secure payment   </p> <p>Purchase</p>	<p>14-day free access Get started now with two weeks of free access to Connect. Your work will be saved and will still be available to you and your instructor once you purchase.</p> <p>Access now</p>
---	---	---

[Student Guide to Connect >](#)



Maximize your study time with a personalized learning path.



Save time – access assignments & learning tools in one place.



Achieve better grades & track your progress.



Learn online or offline, anytime, anywhere.

Need Tech Support?

Hours of Support (Eastern Time)

- Monday - Thursday: 24 Hours
- Saturday: 10 AM – 8 PM
- Friday: 12 AM – 9 PM
- Sunday: 12 PM – 12 AM

Phone: **+800-881-39190 (Europe, Middle East and Africa)**

Web: mhedu.force.com/CXG/s/ContactUs

If you have any questions about interacting with our products, please [contact your institution's Accessibility Office.](#)